

COMMERCIAL



FLEXIBLE VENTING OPTIONS

- Concentric or Schedule 40 PVC/CPVC
- Direct Vent (Concentric and Twin Pipe)
- Non-Direct Vent (Room Air)
- Common Vent (Direct Vent and Room Air)
- Vent lengths up to 150 ft with Eight Tankless Water Heater Units.
- Maximum Equivalent Vent Lengths:

Twin Pipe (PVC/CPVC and PP)

Vent Sizes	2 in. (51 mm)	3 in. (76 mm)
Vent Lengths	75 ft (23 m)	150 ft (46 m)


Concentric

Vent Sizes	2 in. X 4 in.	3 in. X 5 in.
Vent Lengths	75 ft (23 m)	150 ft (46 m)

EASE OF INSTALLATION AND SERVICEABILITY

- **Smart-Sense™**: Adaptive gas valve technology - No gas conversion kit required.
- **Versa-Vent™**: Outdoor vent cap adapts to any SENSEI® CX Series model for outdoor installation.
- **Smart Connect™**: Allows you to connect your phone or tablet to SENSEI® CX Series Via Bluetooth® using Rinnai Central™ app.
- **Quick-Flush™**: Provides an efficient flushing procedure to make periodic preventive maintenance a simple task to perform.

SUPER-HIGH-EFFICIENCY (CONDENSING) TANKLESS WATER HEATER

Installation Type	Internal (Indoor) Commercial Applications External (Outdoor) Commercial Applications with Outdoor Vent Cap
Model Numbers	CXP199i (REU-NBP3237FFC-US) CXP160i (REU-NBP2530FFC-US)
Approved Gas Types	Natural and Propane
Efficiency	<div>  </div> <div> UEF: 0.98 (CXP199i) 0.97 (CXP160i) </div> <div> Ratings not certified by AHRI </div> <div> Thermal Efficiency: 97% </div>
High Altitude Approved	Up to 10,100 ft (3,078 m)
Water Flow Control	Water Flow Sensor, Electronic Water Control and Bypass Control
Controller	Standard: Integrated Controller Optional: MC-195T-US, MC-601-BK/W
Certifications	AHRI, ANSI Z21.10.3, CSA 4.3, and ENERGY STAR®

Warranty

- Heat Exchanger: 8 years or 12,000 operation hours, whichever occurs first
- All Other Parts and Components: 5 years
- Reasonable Labor: 1 year

Safety Devices

Flame Failure - Flame Rod, Boiling Protection, Combustion Fan RPM Check, Over Current - Glass Fuse, Remaining Flame (OHS) and Automatic Frost Protection

Included with Purchase

Tankless Water Heater, Wall Mounting Bracket, Vent Screens (x2), Vent Screen Screws (x2), and Self-Tapping Screws (x4)

Additional Features

- Complies with South Coast Air Quality Management District 14 ng/J or 20 ppm NOx Emission Levels
- Ultra Low NOx
- Tankless Rack System™ Compatible
- 1/2 in. (13 mm) Gas Line Compatible
- Cascade Capability

Additional Applications

- Commercial Tankless Rack Systems



CERTIFIED TO ANSI Z21.10.3 — CSA 4.3

TECHNICAL SPECIFICATIONS

SPECIFICATION		CXP199i	CXP160i
Dimensions - w, h, d		18.5 in. x 25.8 in. x 11.4 in. (470 mm x 654 mm x 290 mm)	
Minimum Gas Consumption Btu/h		15,000	
Maximum Gas Consumption Btu/h		199,000	160,000
Flow Rate ¹ (Min - Max)		0.13 - 11.0 GPM (0.5 - 42 L/min)	0.13 - 9.0 GPM (0.5 - 30 L/min)
Weight		58 lb (26 kg)	57 lb (26 kg)
Sound Level		49 dB	48 dB
Electrical	Normal	98 W	73 W
	Standby	1.3 W	
	Freeze Protection	174 W	
	Max Current	4 Amps	
	Fuse	10 Amps	
Temperature		<ul style="list-style-type: none"> Minimum: 98° F (37° C) Default Maximum: 140° F (60° C) Default 	
By-Pass Flow Control		Electronic	
Gas Supply Pressure ²		<ul style="list-style-type: none"> Natural: 3.5 in. w.c. - 10.5 in. w.c. Propane: 8.0 in. w.c. - 13.5 in. w.c. 	
Ignition System		Direct Electronic Ignition	
Electronic Connections		<ul style="list-style-type: none"> Appliance: AC 120 Volts, 60Hz. Temperature Controller: DC 12 Volts (Digital) 	
Water Supply Pressure		<ul style="list-style-type: none"> Minimum: 15 PSI (Recommended 50 PSI for max performance) Maximum: 150 PSI 	
Controller Cable		Non-Polarized Two Core Cable (Minimum 22 AWG)	
Service Connections		<ul style="list-style-type: none"> Gas Supply: 3/4 in. (19 mm) NPT Cold Water Inlet: 3/4 in. (19 mm) NPT Hot Water Outlet: 3/4 in. (19 mm) NPT Condensate Drain: 1/2 in. (13 mm) NPT 	
Clearances		<ul style="list-style-type: none"> Top: 2 in. (51 mm)* Bottom/Ground: 12 in. (305 mm) Front: 0 in.** Back: 0 in. Sides: 2 in. (51 mm)*** Vent: 0 in. 	

* 0 in. from vent components.

** Clearance for servicing is 24 in. (610 mm) in front of water heater.

*** Add 0.25 in. (6.35 mm) for recess box.

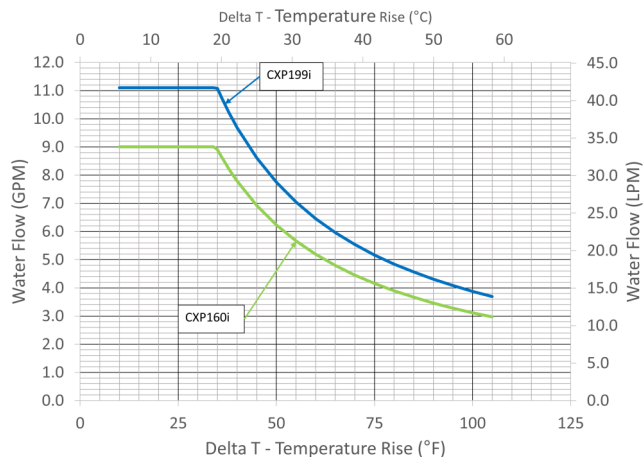
¹ Activation flow rate may vary slightly depending on the temperature setting and the inlet water temperature.

² The maximum gas supply pressure must not exceed the value specified by the manufacturer.

Rinnai products are continually being updated and improved; therefore, specifications are subject to change without prior notice.

WATERFLOW CURVE

Flow curves apply only to incoming water temperatures of 70° F (21° C) or less.
For incoming water temperatures greater than 70° F (21° C), please contact Rinnai.

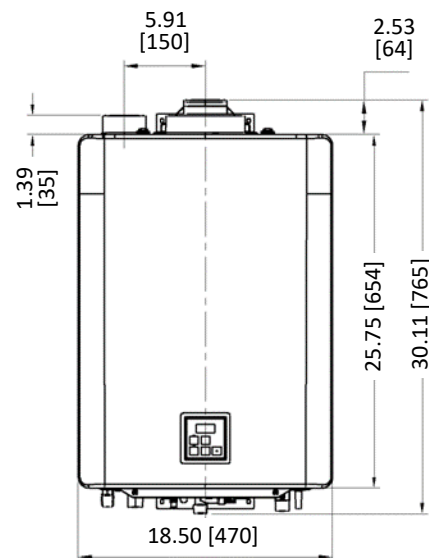


NOTE: Maximum flow rates may vary based on set temperature, Delta T and altitude.

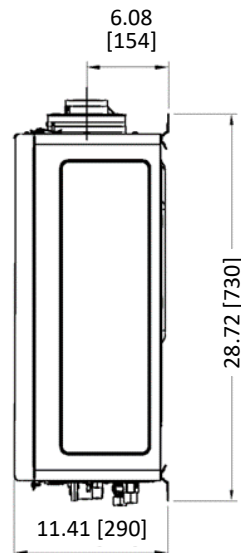
DIMENSIONS

in. (mm)

FRONT



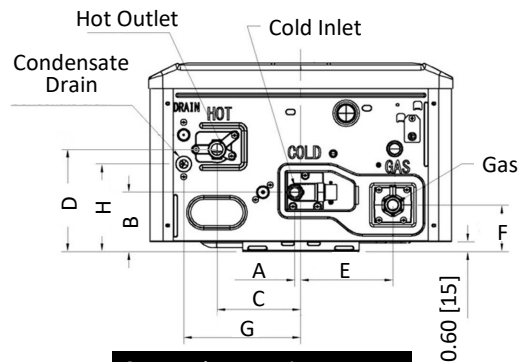
SIDE



Vent Connection:

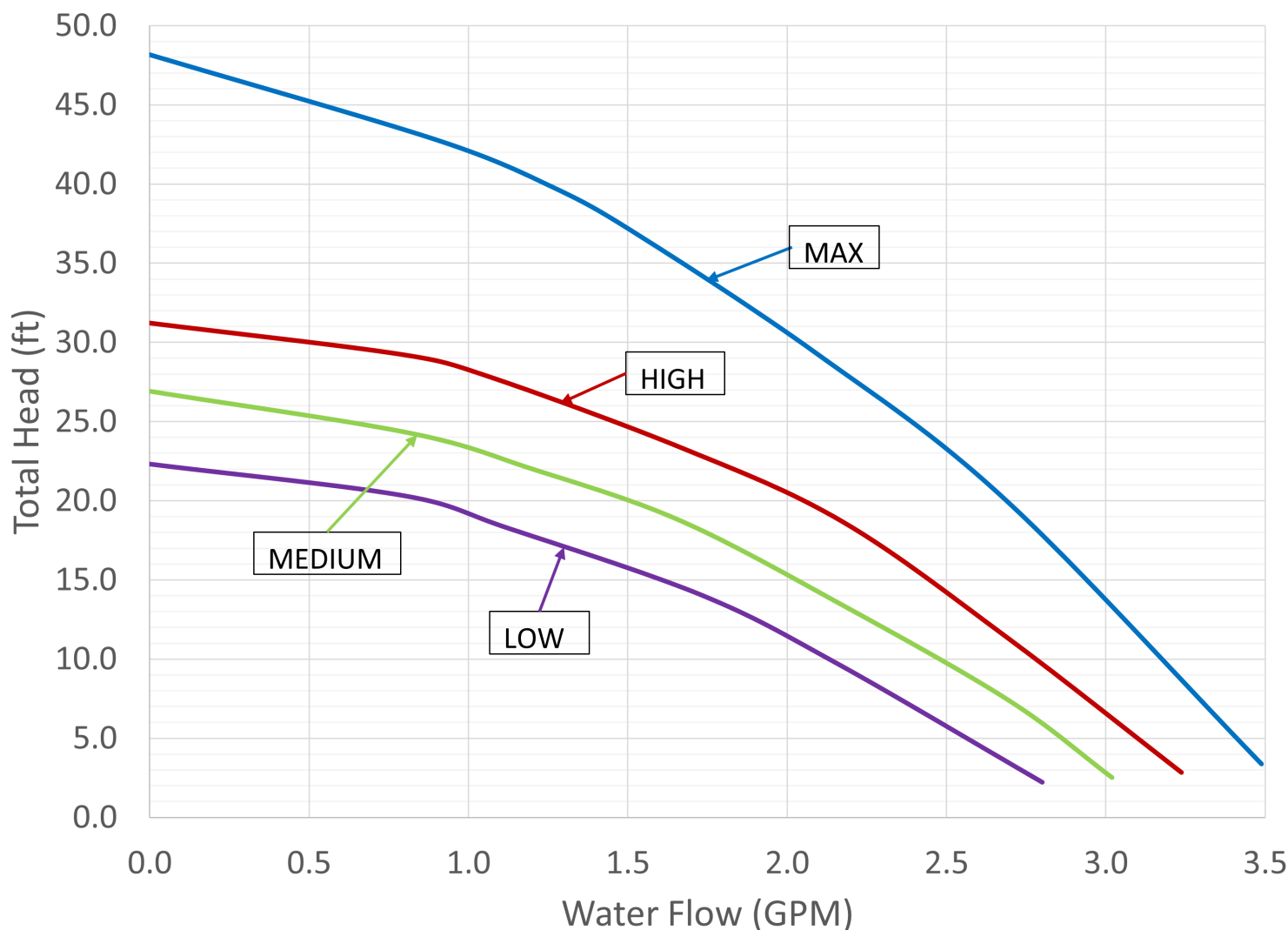
2 in. (51 mm) nominal PVC/CPVC/
Polypropylene or
3 in./5 in. Concentric.

BOTTOM



Connection		in.	mm
COLD	A	0.37	9
	B	3.60	91
HOT	C	5.10	130
	D	6.20	158
GAS	E	5.60	142
	F	2.83	72
DRAIN	G	7.13	181
	H	5.32	135

PUMP PERFORMANCE AND PUMP+ TANKLESS PERFORMANCE CURVE



Recirculation Pump Control

- Smart-Circ.™ “learns” users’ hot water patterns to activate recirculation.
- Manual schedule selection is available with Accessory controllers (MC-195T or Wi-Fi module)

Internal Multi-Speed DC Pump

Integrated pump allows for recirculation through a dedicated return line or crossover with thermal bypass valve.

Maximum Recirculation Pipe Lengths

- 400 equivalent feet (122 m) for 3/4 in. pipe diameter
- 100 equivalent feet (30 m) for 1/2 in. pipe diameter

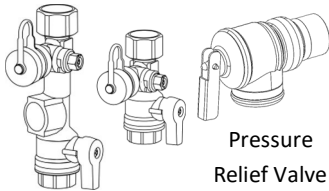

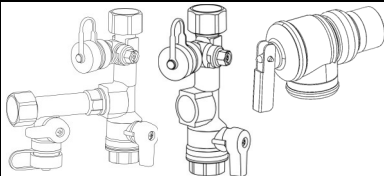




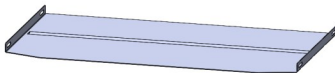
Take equivalent elbow lengths into consideration when calculating pipe length.

For dedicated return lines: Total length includes both hot water supply and dedicated return lines.









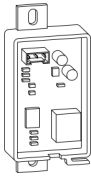

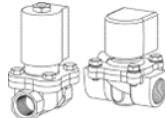

Cross-over mode: Total length includes both hot water supply and cold water piping length from the tankless water heater to the thermal bypass valve. Cross-over mode requires the use of a thermal bypass valve.

OPTIONAL ACCESSORIES




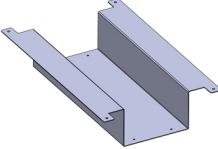
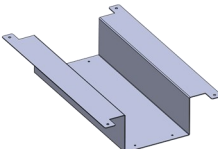

Numerous optional accessories are available for purchase for your Rinnai Tankless Water Heater. Listed below are some commonly purchased accessories. For a complete list of accessories, visit www.rinnai.us or www.rinnai.ca. For questions, or to purchase an accessory, contact your local Rinnai dealer/distributor or Rinnai Customer Care at 1-800-621-9419.

Product	Product Description	Image
Isolation Valve Kit with PRV Part #: MIVK-T-LW	Isolation valves provide the ability to isolate the water heater from the structure's plumbing system and allow quick and easy access to flush the heat exchanger. Rinnai strongly recommends use of these valves for service and maintenance.	 Pressure Relief Valve
Outdoor Vent Cap* Part #: RXOVC	Allows the RX Series tankless water heater to be installed outdoors.	
Dedicated Return and Isolation Valve Kit* Part #: 107000639	Valve kit including tee, drain valve, pressure relief valve, check valve and isolation valves (cold and hot) to simplify set-up of a dedicated recirculation line.	
Retrofit Door for RX in RGB-CTWH-4* Part #: 104000335	With this retrofit door, RGB-CTWH-4 can accommodate the RX Series tankless water heater.	
Retrofit Door for RX in RGB-CTWH-3, 2, 1* Part #: 104000336	With this retrofit door, RGB-CTWH-3, 2 or 1 can accommodate the RX Series tankless water heater.	
Recess Box* Part #: RGBCTWHRX	Allows the RX Series tankless water heater to be recessed into a wall. A vent adapter is provided with the recess box.	
Pipe Cover* Part #: PCD11-IB	Encloses the piping below the water heater for aesthetic purposes.	
Bottom Plate for Pipe Cover* Part #: 109001364	Use with Pipe cover (Part #: PCD11-IB)	

* New for SENSEI® RX/CX Series Tankless Water Heaters

Product	Product Description	Image
Wireless Module* Part #: RWM200	Controls On-Demand recirculation, remotely adjust temperatures, and communicates with the service provider portal. The module and MC-195T-US controller are not compatible accessories and must not be installed together.	
BLE Push Button* Part #: RPB200	Mounted in a convenient location, such as a kitchen faucet or bathroom sink, the BLE push button works without the Wireless Module to operate the RX Series tankless water heater recirculation system by pushing the button.	
Cascade Cable Part #: REU-CSA-C1, REU-CSA-C2	Electronically connects up to 24 water heaters and enables them to function as one hot water source. Note: One cable is needed for each water heater.	
Gas Conversion Kit* Part #: 104000330	Converts the tankless water heater gas type. Kit contains gas conversion manual and conversion rating plate label (adheres to water heater to display new gas type).	 <p>Sample Rating Plate Label</p>
Additional Controllers Part #: MC-601-BK, MC-601-W, or MC-195T-US	Additional controllers are available for user convenience.	
Condensate Neutralizer Part #: 804000074	Neutralizes the condensate generated by the water heater.	
ScaleCutter Part #: 103000038	Filters and reduces the amount of scale entering the water heater allowing for greater water heater longevity.	
ScaleCutter Refill Cartridge Part #: 103000039	Refill cartridge for the ScaleCutter filter assembly.	
OPU Switch Part #: REU-OPU3	The DPS function provides domestic hot water priority for combination tankless water heater/air handler applications. The MIS function provides tankless water heater monitoring via systems such as BMS (Building Management System).	
Single Unit Standoff Bracket* Part #: 109001376	The single unit standoff bracket anchors the tankless water heater to the wall with 1.5 inches (38 mm) of clearance between the water heater and wall.	
Drain Down Kit Part #: 104000285	Provides freeze protection by immediately draining the water heater upon loss of power.	
Room Air Screen Part #: 108000104 for 2 in. (51 mm) Part #: 108000105 for 3 in. (76 mm)	Recommended room air screen for use in room air applications only.	

* New for SENSEI® RX/CX Series Tankless Water Heaters

Product	Product Description	Image
BMS Communication for BACNET and MODBUS Part #: R-BMS-100	Remotely monitor and control Rinnai Commercial tankless water heaters through an optional touch screen user interface (R-BMS-101).	
Outdoor BMS Communication for BACNET and MODBUS Part #: RBMS100E	Remotely monitor and control Rinnai Commercial tankless water heaters through an optional touch screen user interface.	
Remove Tablet Interface for BMS Part #: R-BMS-101	Connects directly to BMS Gateway (R-BMS-100 or RBMS100E) or with a network hub using an Ethernet cable.	
BMS Gateway Mounting Bracket for TRS Part #: R-BMS-102	This bracket mounts the BMS Gateway (R-BMS-100) to a TRS rack.	
BMS Gateway Mounting Bracket for TRS Outdoor Part #: RBMS102E	This bracket mounts the BMS Gateway (RBMS100E) to a TRS rack.	
BMS Communication Cable (10 ft / 3m) Part #: 804000074	Connects each Rinnai tankless water heater to the BMS Gateway (R-BMS-100 or RBMS100E). One cable is required for each tankless water heater connected to the BMS Gateway.	
Battery Backup System 500A Part #: R-UPS500A	Supplies power to tankless water heater during power outage.	